

Beaux-Arts Classic Products

www.beaux-artsclassicproducts.com
Phone: 410-867-0790 / Fax: 410-867-8004

e-mail: info@beauxartsclassicproducts.com
1012 South Creek View Ct, Churchton, MD 20733



This up-right radiator cabinet in Brooklyn NY features two of Beaux-Arts' Classic Products Arts & Crafts style grilles. On the front of the cabinet is RR-209 16x30 and on the side is an RR-209 06x30, notice the grilles are inset into the cabinet and installed from the back of the fascia boards. The antique brass finish on the grilles looks fabulous with the dark red mahogany.

This handsome radiator cabinet was made in the Boston Area.

It features two RR-209 20x20 Arts & Crafts style grilles.

The top is inlaid marble.

Unfortunately you can see some of the white radiator behind the grilles.

Our advice is to paint the radiator flat black, that way it will just disappear into the background.



Radiator Cabinets with Beaux-Arts' Louis XIV Grilles in New York's Upper East Side




In this Upper East Side historic townhouse, the radiators were always an eyesore until they found Beaux-Arts Classic Products' line of Louis XIV Grilles

More Radiator Cabinets with Beaux-Arts' Louis XIV Grilles in New York City



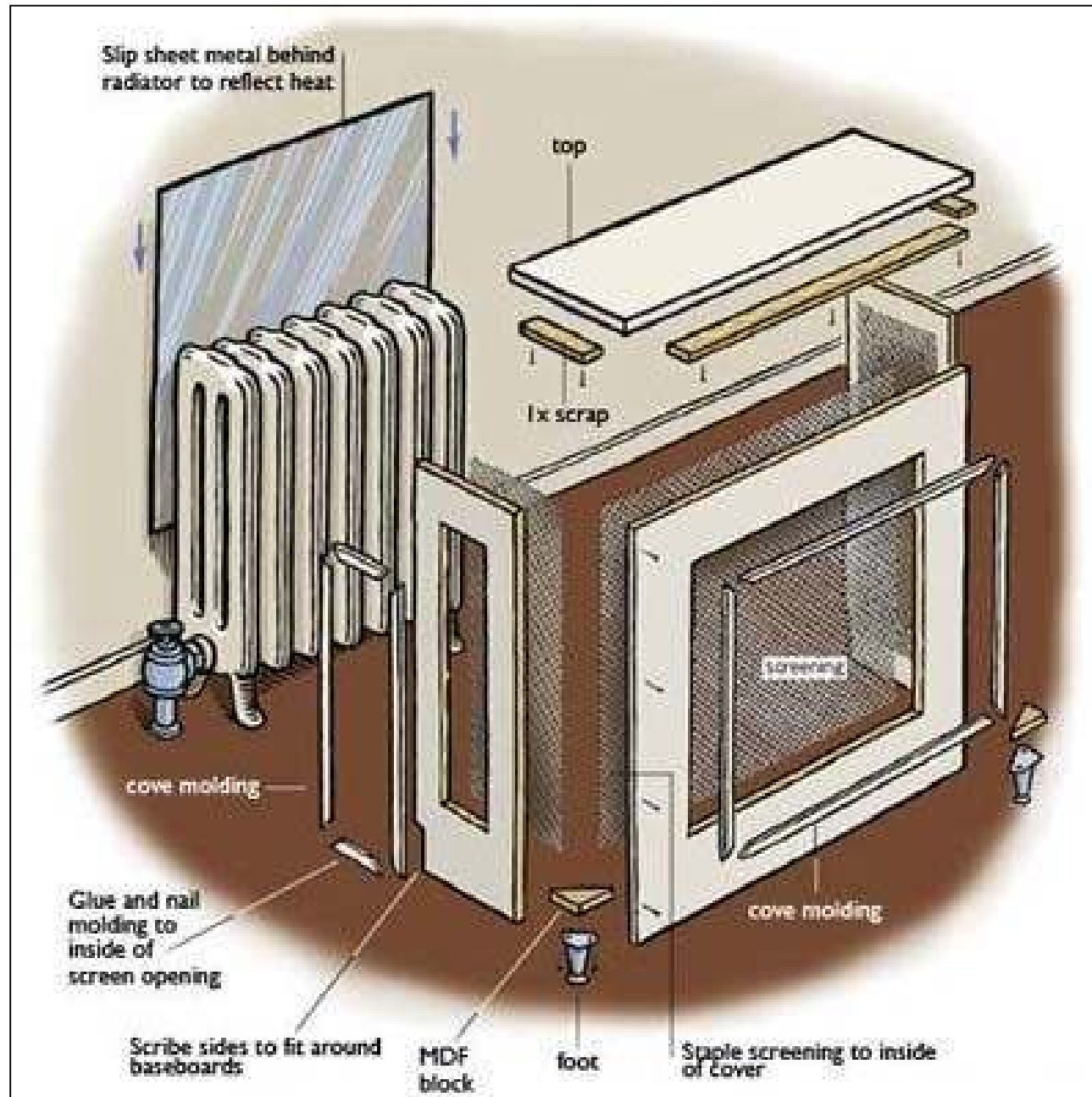
**More Radiator Cabinets
with Beaux-Arts' Louis XIV Grilles
in New York City**





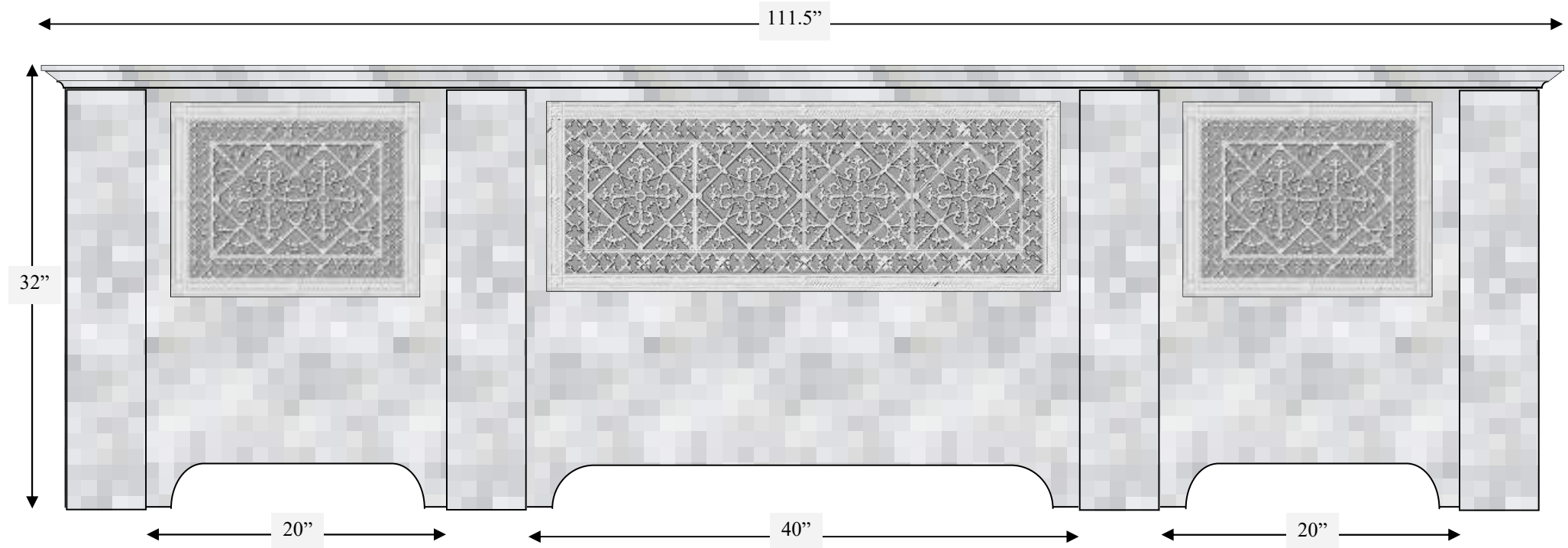
How to make your own Radiator Cabinet.

However we suggest that you use a Beaux-Artes' grille instead of cheesy screening



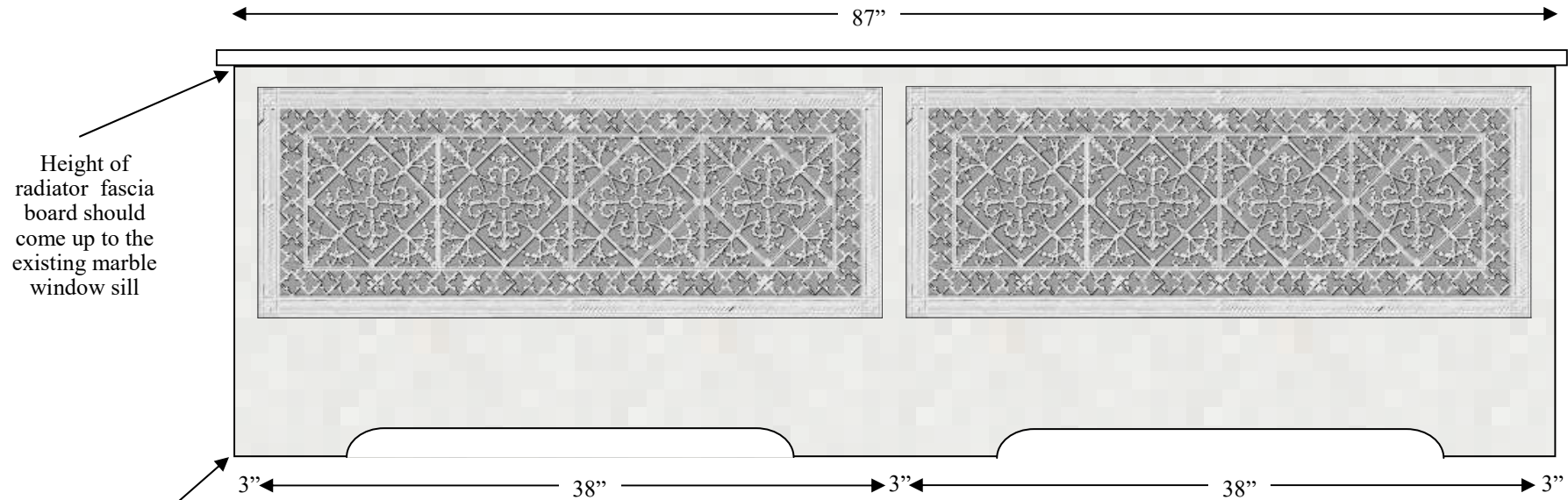
Living Room Marble Radiator Enclosure Design

Since this radiator cabinet is over 9 feet long, it required a combination of grille sizes. On the front center of the cabinet is one RR-209 24x36 Arts & Crafts grille, on each side is the RR-209 16x20 grille. By using a larger grille in the center with two smaller grilles on the sides the visual emphasis turns the viewers eyes to the center of the cabinet, creating a more pleasant look than three grilles of the same size. Notice that flat pilasters separating the grilles and on both ends of the front cabinet surface create classical order, as does the Roman Ogee type edge on the top slab of marble.



Flush Type Radiator Cabinet

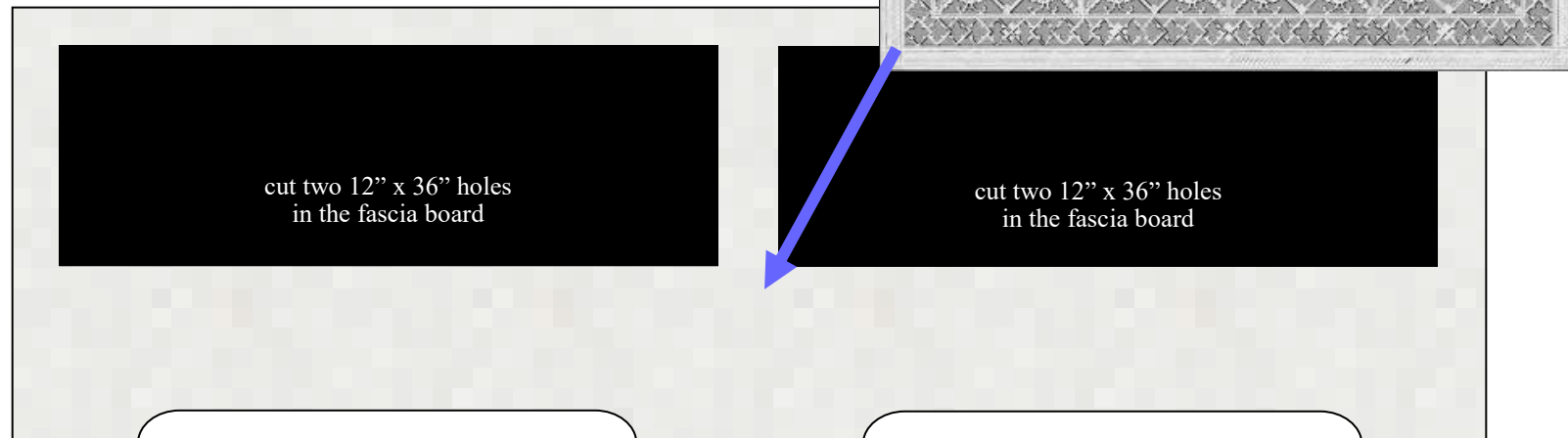
Where the radiator cavity is sunk into the wall




Radiator fascia board would look best if designed to start at floor level.

It could be as slim as a 3/4" Projection, hopefully fitting under the marble window sill ledge.

Mount 2 grilles RR-209 12x36 over 12" x 36" holes cut in fascia board grille frame size 14" x 38"



Arts & Crafts Radiator Design Cover using Beaux-Arts Decorative Grille RR-209 12x36




Beaux-Arts decorative HVAC grilles can also be used with radiators. They must be integrated with a custom made box as shown above. This design features our RR-209 12x36 Arts & Crafts style grille. The grille should be mounted no closer than 4" from the front surface of the radiator. In this case the grilles are mounted to the front surface of the wooden radiator cover. Radiators should be spray painted with flat black paint so that they disappear behind the grilles.

A good radiator cover not only looks attractive but create convection air circulation in the room. It does this by drawing the cold air from the floor cut-out into the radiator cabinet and releasing heated air through a grille near the top of the cover. The size of the cabinet box acts as a holding area for hot air, the larger the box the more hot air it can hold. As hot air rises from the box through the grille, it creates draw pulling the cold air off the floor. The above box will hold over 3 cubic feet of hot air.

Louis XIV Radiator Design Cover using Beaux-Artes Decorative grilles.....Page 1

This is a design we made for a client's historic townhome in London England

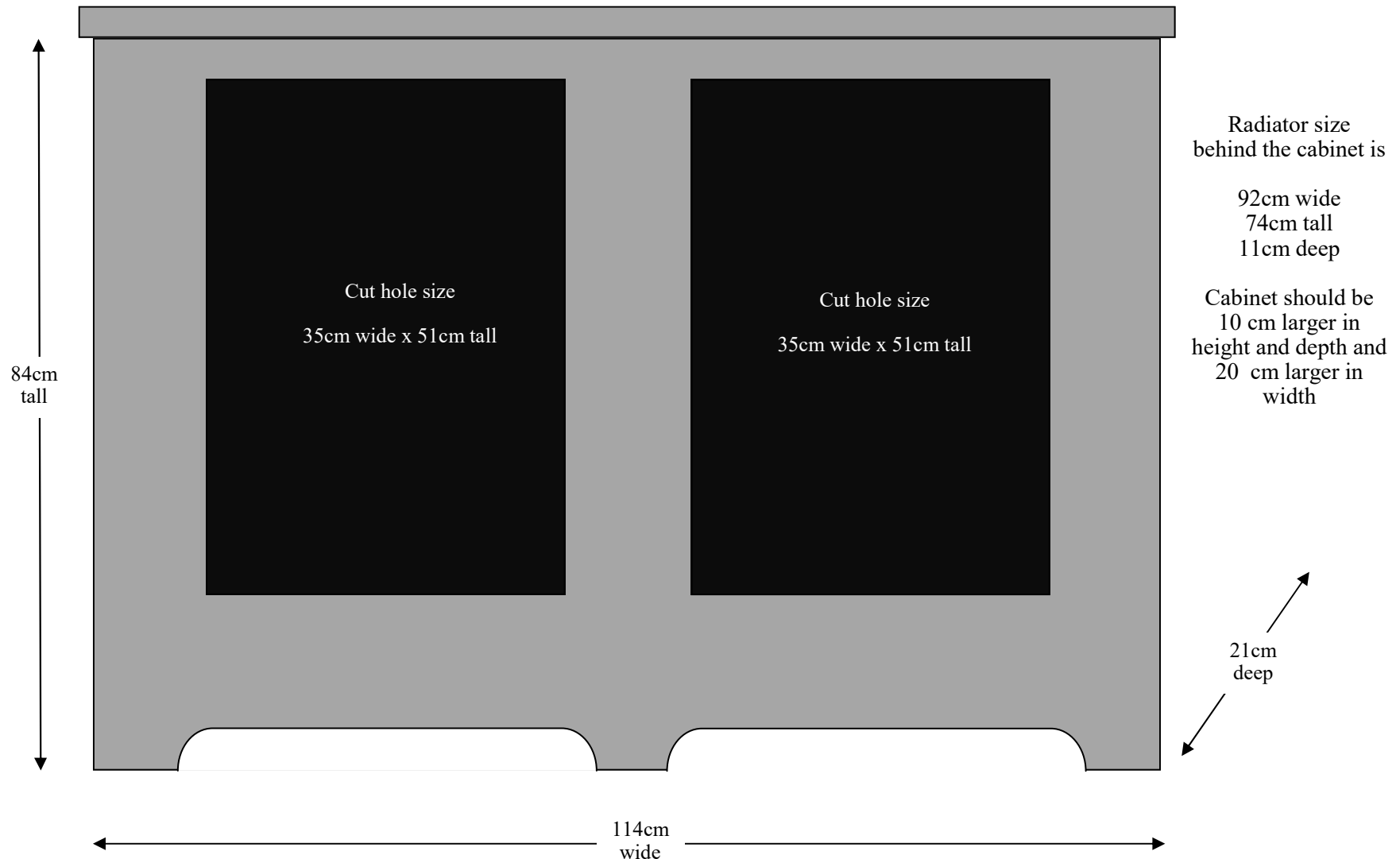
See more details on page two



Beaux-Artes decorative HVAC grilles can also be used with radiators. They must be integrated with a custom made box as shown above. This design features two of our RR-209 20x14 Louis XIV style grilles. In this case the grilles are mounted to the front surface of a MDF radiator cover. Radiators should be spray painted with flat black paint so that they disappear behind the grilles. Send us your specifications and we can even help with your design.....stuart@beaux-artistes.com

Louis XIV Radiator Design Cover using Beaux-Artes Decorative grillesPage 2

This is a design we made for a client's historic townhome in London England



Beaux-Artes decorative HVAC grilles can also be used with radiators. They must be integrated with a custom made box as shown above. This design features two of our RR-209 20x14 Louis XIV style grilles. In this case the grilles are mounted to the front surface of a MDF radiator cover. Radiators should be spray painted with flat black paint so that they disappear behind the grilles.

.....stuart@beaux-artsclassicproducts.com